

Ensuring the Master Plan Meets the Needs of Students

Basic Needs of Students: Food,
Mental Health, & Housing Panel

March 1, 2018

Tim Galarneau

University of California, Basic Needs Co-Chair



**Global Food
Initiative**
UNIVERSITY OF CALIFORNIA

University of California



- 10 campuses
- 5 medical centers
- 3 national laboratories
- 150 academic disciplines
- 600 graduate degree programs
- Student Populations (F'15):
 - UG: 198,866
 - Graduate Academic: 32,346
 - Graduate Professional: 20,502
- 198,300 employees
- 1.7 million living alumni

Trends in Revenues at US Colleges and Universities, 1987–2013

Peter Hinrichs

“For students, tuition is only one part of the calculation, as food, housing, books and supplies eat up a hefty portion of their budgets, even at low-cost community colleges.

It is no longer feasible for students to work their way through college to pay the bills, according to the project.

Working 10 hours a week for minimum wage during the school year and 35 hours a week over summer break was enough to pay tuition, room and board at the average public college in the 1960s and 1970s.

Today, the same amount of work covers only one-third of the cost of the average public four-year university because of the increase in prices and decrease in the minimum wage in real terms.”



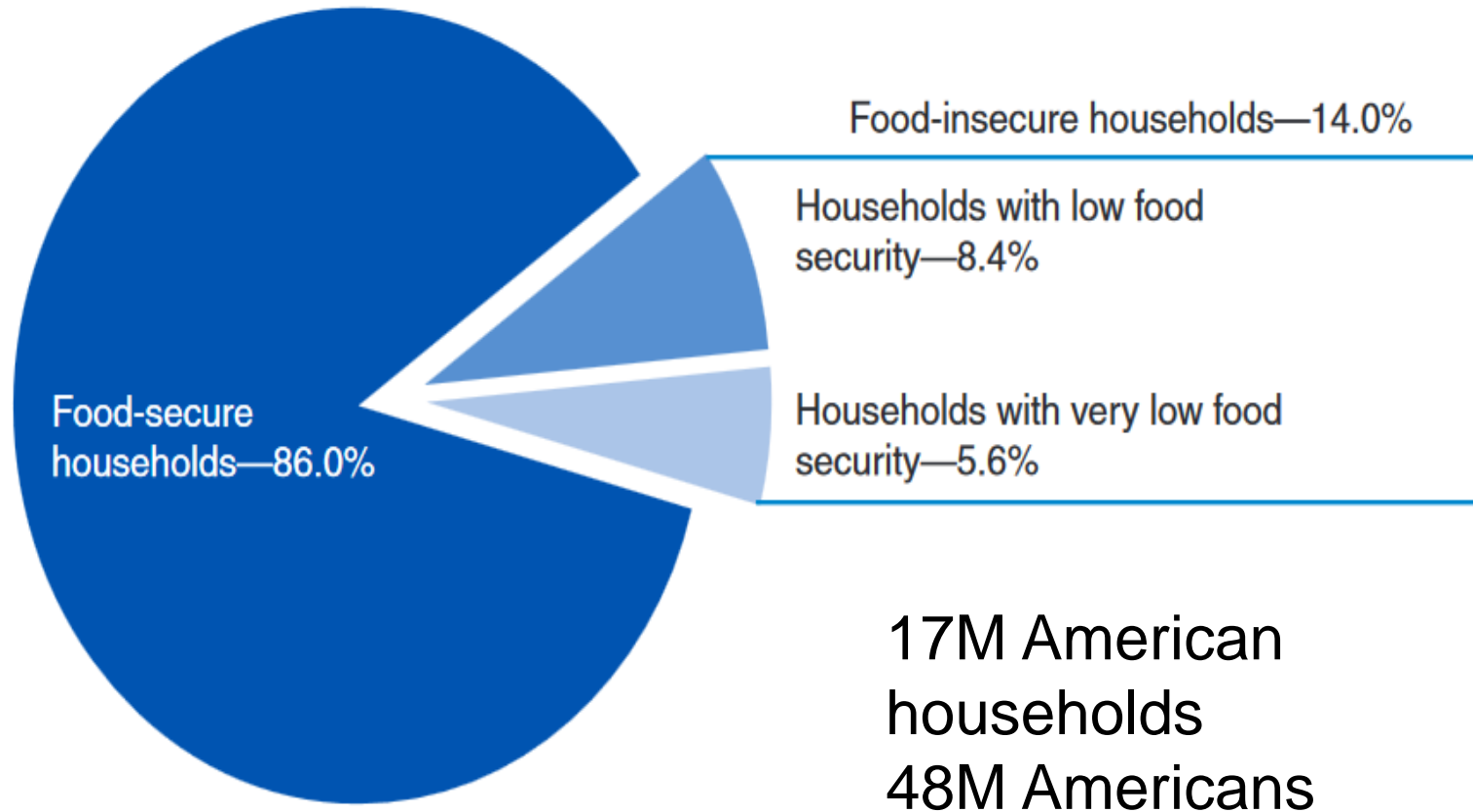
Washington Post; April 4th, 2017

USDA Module: Assessing Food Security

- 18-items – households w/children
- 10-items – households w/o children
- 6-items – short version
 - Food bought did not last
 - Couldn't afford balanced meals
 - Cut size or skipped meals
 - Item on frequency of cut/skipped meals
 - Ate less than felt should
 - Hungry but did not eat

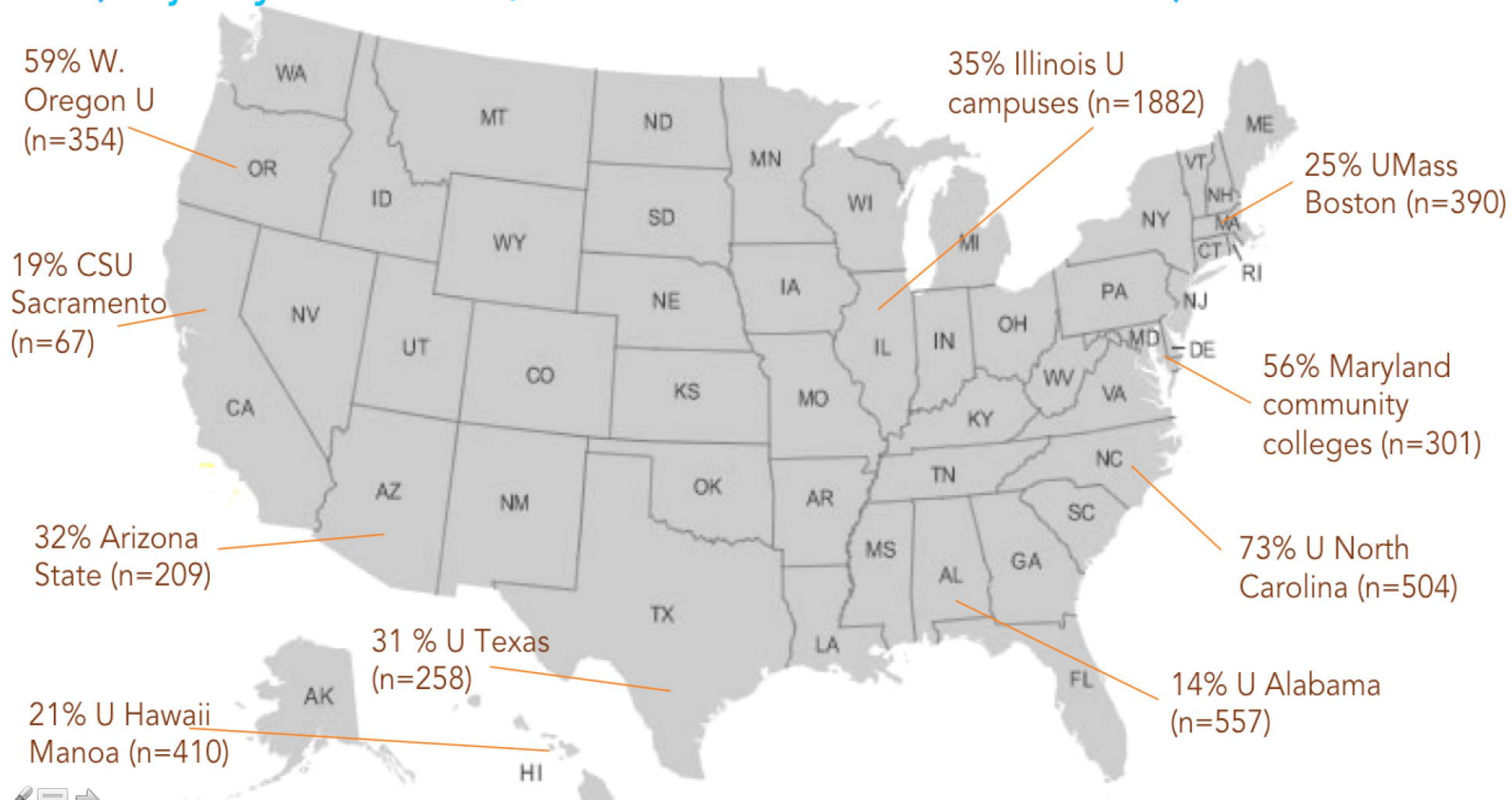


FOOD INSECURITY IN U.S. HOUSEHOLDS



Food Insecurity in U.S. Colleges

(Majority use 6 Item, Older Studies Use Old Version)



UC Basic Needs Programs and Services



UC Data and Research

UNIVERSITY OF CALIFORNIA Global Food Initiative

Student Food Access and Security Study

2016

N= 8,932	
Total food insecure	42%
Child history food insecurity	23%
By academic level	
Undergraduate	48%
Graduate	25%
By race/ethnicity	
White	30%
Black	60%
Hispanic	59%
Asian	41%
Mixed race/other	44%

UC Data and Research

- UC Undergraduate Student Experience Survey (UCUES)
- Graduate Well-being Survey (new)
- Costs of Attendance Survey (with new graduate COA released)
- 2016 Results are in.... With over 63,000 undergrads and 6,700 graduate students.



UC Data and Research

UNIVERSITY
OF
CALIFORNIA

Food and Housing Insecurity Study across Surveys

Student Surveys with Food and Housing Insecurity Questions

	UC Undergraduate Experience Survey (UCUES)	Graduate Well-being Survey	Student Food Access and Security Study
Population	Undergraduates population	Graduates sample	Undergraduates & Graduates sample
Period	3/31/16-8/16/16	1/04/16-4/29/16	4/20/15-5/29/15
# Responses	63,132	6,764	8,932
Response Rate	33%	50%	14%
periodicity	Every two years	One-time administration	One-time administration

Prevention & Support

Timeline of Progress

2014 - 2015

- Established food security committees on all UC campuses
- Campus assessments of existings programs and services undertaken
- Hosted CA Higher Ed Food Summit @ UCSB
- UC President funds \$75,000 per campus for emergency relief, NPI study conducted, and system-wide travel and project development support initiated

2015 – 2016

- Operationalized emergency relief resources and support services for students in need
- Impact data collected for all 10 campuses
- Completed 2020 Strategic Work & Budget Plan
- UCUES, Graduate Wellbeing, Cost of Attendance Surveys Updated—NCHA revised
- UC President Committed: \$3.3 Million Total, 2 Years (Increased Campus Funding 2X)



Prevention & Support

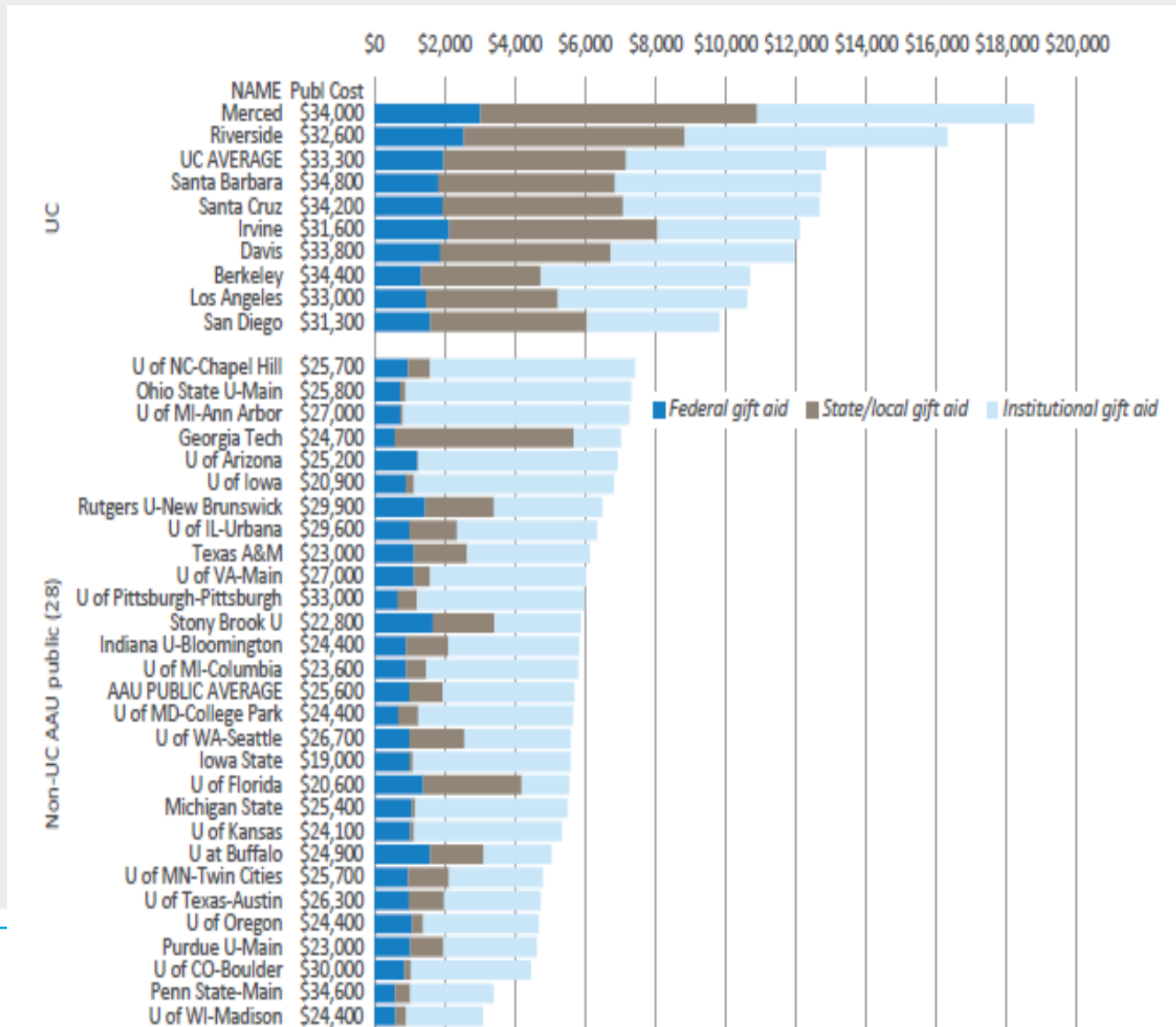
Timeline of Progress

2016-2018

- Host bi-annual (twice a year) systemwide Basic Needs leadership meetings
- Host monthly systemwide campus leadership Basic Needs calls and quarterly professional development webinars
- Released a Best Practices Tool Kit on campus level food insecurity interventions
- Established shared Basic Needs outcome and impact evaluation and reporting timelines for campus efforts
- Provided over 22,000 students with direct Basic Needs services and support on campuses
- Launched central online websites and communication resources for Basic Needs on all campuses
- Four Basic Needs Resource Centers have opened with other campuses going online by Fall 2018
- Enrolled over 8,000 students in CalFresh with proactive county to campus support teams
- UC Food and Housing Security Report (Dec 2017)



Per Capita Gift Aid for New Freshmen




Advocacy and Collaboration

- **Emerging CA Basic Needs Policy Landscape:** (Food) AB 214, 453/SB85, 1747, & 1930; (Homelessness) AB801, 1228
- **National Engagement:** participated in over 34 conferences and meetings to share, connect, and uplift Basic Needs efforts in Higher Education
- **Strengthening Partnerships across California:** CDSS and CalFresh, Food Banks and Homeless Youth Services, to Sister Sector Convening

Advocacy and Collaboration

UC-CSU-CCC

- Developing a Strategic Basic Needs Vision in CA Higher Ed
- Building Proactive Communication and Engagement
- Sharing Institutional Research and Analysis



Sustainability and Moving Forward in the UC

Pre UC

Admissions Messaging

1st YR Experience

UC CalFresh

Basic Needs Skills

Emergency Relief

Crisis Resolution

All Students

Basic Need
Insecure
Populations

UC GFI Basic Needs Resources

Website:

<http://universityofcalifornia.edu/global-food-initiative>

2017 Basic Needs Report:

<http://www.ucop.edu/global-food-initiative/files/food-housing-security.pdf>

Co-Chair Contact:

Tim Galarneau

(831) 359-8861

tgalarne@ucsc.edu

Ruben Canedo

(760) 455-6069

elias_canedo@berkeley.edu

UC Campus Leads:

tinyurl.com/ucbasicneeds

